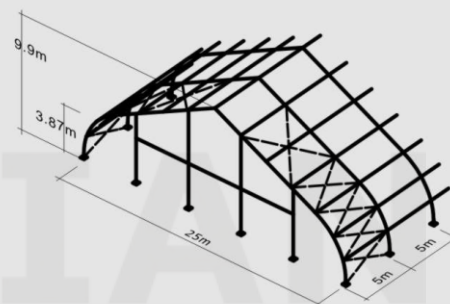
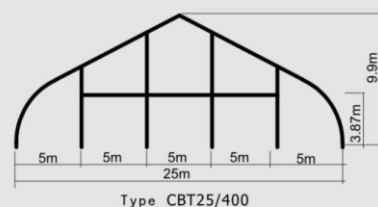
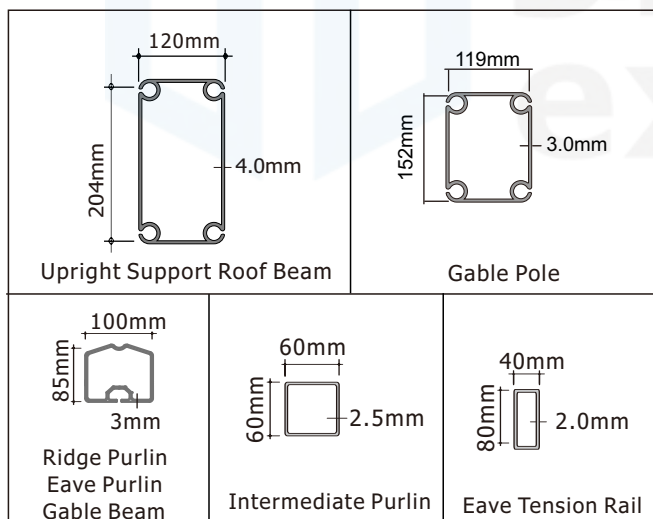
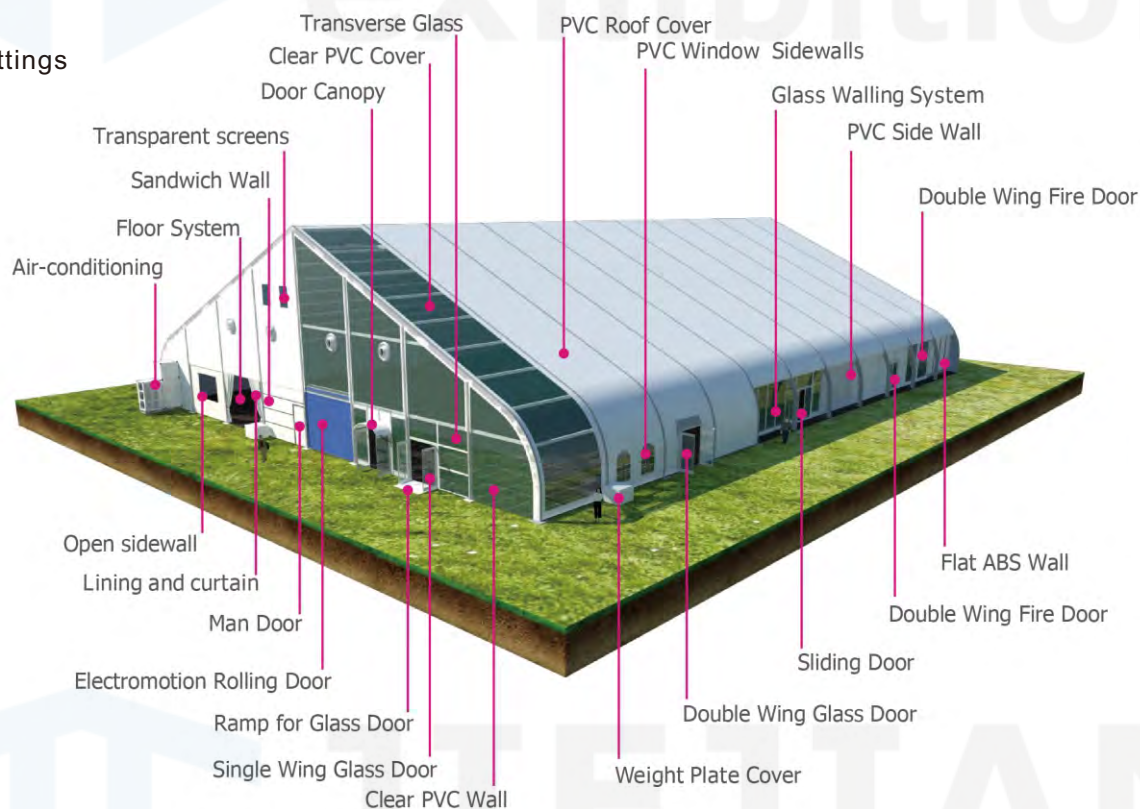


Span	Bay	Eave Height	Ridge Height	Main Profile(4 channel)
15m	5m	3.87m	8m	204x120x4 mm
20m	5m	3.87m	8.8m	204x120x4 mm
25m	5m	3.87m	9.9m	204x120x4 mm
25m	5m	3.89m	10m	300x120x5 mm
30m	5m	3.89m	11.2m	300x120x5 mm
40m	5m	3.89m	13.5m	300x120x5 mm

The minimum length of these custom party tents is 20m, and the maximum is unlimited. We also supply custom tents that tailor made according to your site.



## Optional Fittings



## Features

- Frame Material: hard pressed extruded aluminum 6061/T6(15HW)
- Cover Material: high quality double PVC-coated polyester textile, which is 100% waterproof, flame retardant, UV resistant, self-cleaning
- Connector: strong hot-dip galvanized steel
- Allowed Condition: -30 degree Celsius ~ +70 degree Celsius
- Wind load: max. 100km/h (can be reinforced)
- Snow load: 75kg/sqm
- Easy to be assembled and dismantled.
- No pole inside, 100% available interior space.